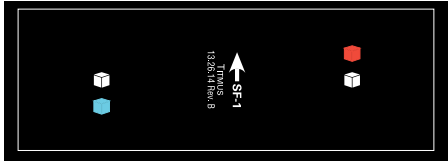
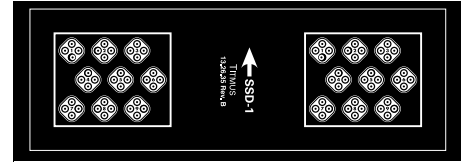


Slides for Occupational Letters Model



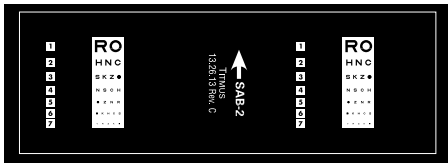
Test No. 1, SF-1 — Binocularity Both Eyes

To determine whether both eyes are being used together.



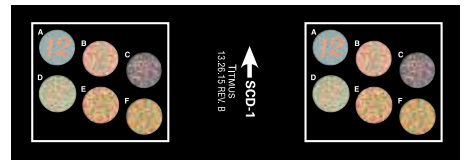
Test No. 5, SSD-1 — Stereo Depth

Is a precise measure of one of the important factors of depth perception. The reliability of test results is high. It provides an excellent measure of binocular skill. Easily administered.




Test No. 2, SAB-2, Acuity* Both Eyes

This test uses letters for visual acuity testing.



Test No. 6, SCD-1 — Color Perception

Consists of six accurately and authentically reproduced Ishihara Pseudo-Isochromatic plates. Detects color deficiency, but does not classify.




Test No. 3, SAR-2, Acuity* Right Eye

Same as the Both Eyes test except letters are omitted from the left eye. Letters are different from the Both Eyes and Left Eye test.




Test No. 7, SVP-1 — Vertical Phoria

Measures vertical balance between the two eyes. Good vertical alignment is an important factor in comfortable, efficient, two-eyed vision and is related to efficiency in most occupations.



Test No. 4, SAL-2, Acuity* Left Eye

Same as the Both Eyes test except letters are omitted from the right eye. Letters are different from the Both Eyes and Right Eye test.



Test No. 8, SLP-1 — Lateral Phoria

Desirable Phoria scores are associated with quick, accurate eye fixations and precise, effortless seeing.

*Visual acuity steps - 20/200, 20/100, 20/70, 20/50, 20/40, 20/30, 20/20.

Improvements have been made to test slides to enhance viewing performance. *Patented technology.

FOR MORE INFORMATION CONTACT:

Kahntact Medical
800.742.4909
sales@kahntactmedical.com
www.kahntactmedical.com



Honeywell